

**Engineering progress
Enhancing lives**

Surround yourself with meaning

Craft made-to-measure spaces that transport you to soulful places. From surface to edge, RAUVISIO™ engineered materials set you apart.

na.rehau.com/cabinetdoors



Welcome to **RAUVISIO House™**, a collective of engineers, creatives, designers and artisans who help you create spaces that tell your individual story. Find inspiration in the colors, textures and technologies of our RAUVISIO House lines. From gloss to matte, crystal, natural and metal, each line is curated to be a classic of modern living and human-made for precision and permanence.



RAUVISIO House™ is your single stop for coordinated laminates, boards, edgeband, fabricated panels and modern cabinet doors, each in a myriad of colors and finishes. No detail is overlooked as we transform your chosen surface into life-proof panels using advanced technologies such as seamless REHAU LaserEdge™ finishing, antimicrobial properties, self-healing and fingerprint resistance, in one elegant surface-to-edge experience.

Contents

High-gloss		Product Accessories
8 RAUVISIO brilliant™ high-gloss acrylic surface		50 Integrated handles
		52 Floating shelves
Matte		Getting Started
14 RAUVISIO noir™ monotonic matte surface		54 Create your online account
18 RAUVISIO noir™-compact monotonic matte surface		56 Ordering information
20 RAUVISIO shade™ super-matte PET surface		57 Service and care
		58 Custom cut-to-size options
Crystal		
26 RAUVISIO crystal™ acrylic surface		
30 RAUVISIO crystal slim™ acrylic surface		
Natural		
34 RAUVISIO terra™ soft, textured HPL surface		
38 RAUVISIO wave™ structured surface		
Metal		
44 RAUVISIO ferro™ metallic PET surface		



Add depth with **high-gloss.**

RAUVISIO brilliant

A modern kitchen featuring a long island with a white marble countertop and a black glossy cabinet. The kitchen is illuminated by recessed ceiling lights. In the background, a staircase is visible. The text "RAUVISIO brilliant" is overlaid on the left side of the image.

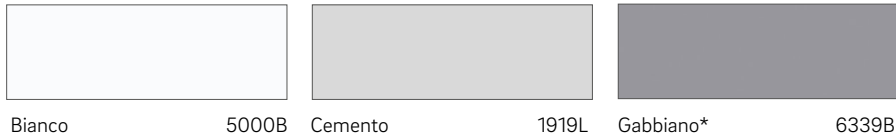
Plunge into reflection with **RAUVISIO brilliant™**. Create a space where voyaging beyond the surface becomes part of everyday life.



Left: RAUVISIO brilliant Moro; Above top left: RAUVISIO brilliant Prugna; Above top right: RAUVISIO brilliant Titanio; Above bottom left: RAUVISIO brilliant Bianco ; Above bottom right: RAUVISIO brilliant Cubanite

More than a glossy finish, **RAUVISIO brilliant** transports you with layers of color that illuminate their surroundings, making them swirl with the watery fullness.

Glacier collection



Ocean collection

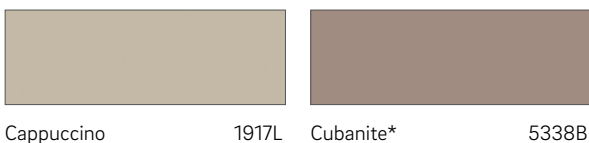


River collection




* Please note these colors have directionality

Dune collection



Fog collection



Board Specifications

RAUVISIO brilliant is flat-laminated to a high-quality, super-refined, engineered MDF core that is PEFC, CARB2, TSCA Title VI certified which provides a stable, consistent substrate and virtually eliminates warping.

Edgeband Specifications

All components are edgebanded with REHAU LaserEdge, which provides an extremely heat and moisture resistant seamless joint rivaling solid surfaces and exceeds high-end lacquer finishes.

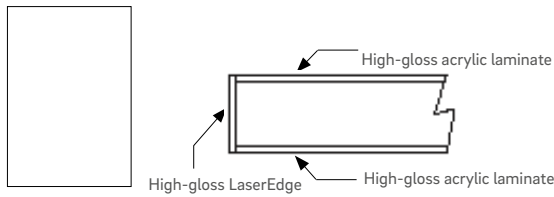
Cleaning and Care

Clean with a damp microfiber cloth and mild soap if needed. Do not dry-wipe the acrylic finish. Avoid abrasive cleaners, solvent-based cleaners and harsh chemicals. Do not use paper towels, brushes or scouring pads. REHAU is not responsible for any damage done by abrasive cleaning products or procedures.

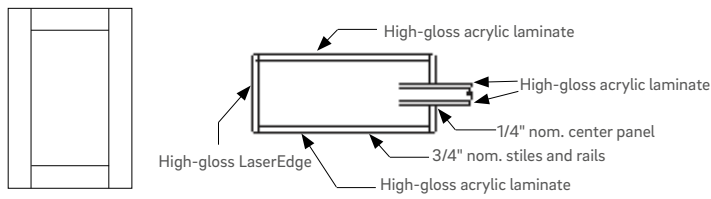
Protective Coat

A protective peel coat is applied to the top of the high-gloss surface, as well as to the edgebanded sides. Do not expose peel coat to direct sunlight before removal. Remove promptly after installing cabinet but prior to mounting decorative hardware. To remove peel coat, use rubber fingertips or our peel coat removal tool.

Slab profile



Shaker profile



Features & Benefits

- Mirror-like reflective quality
- 20+ years of UV stability
- Intense color depth
- Chemical and stain resistant
- Up to 60% lower production costs compared to painted components
- Editable with woodworking tools
- Ability to miter fold and cut
- Double-sided finished panel or cabinet door
- Matching floating shelves

Profile Specifications

Appearance	High-gloss
Door style	Slab and shaker
Design style	Modern, contemporary
Construction	PUR laminated face and back, REHAU LaserEdge
Shaker stiles and rails	3 in (76.2 mm), custom widths also possible
Face material	High-gloss acrylic, multiple colors
Back material	High-gloss acrylic, matching color
Edgeband	High-gloss ABS, matching color
Core	Super-refined MDF
Board thickness	3/4 in (19.6 mm)

Size Parameters

Minimum	3 x 5 in (76.2 x 127 mm)
Maximum	50 x 109 in (1270 x 2768.6 mm)
Minimum shaker	11 in W x 8-7/8 in H (279.4 mm W x 225.4 mm H)

Edgebanding Profile

Top edge	1.0 mm radius
Bottom edge	1.0 mm radius
Edgeband finish, standard	Mirror gloss, color matched
Edgeband finish, optional	V-edge two-toned metallic, color matched (select colors)

Accessory Products

1/4 in. thick components	Cut-to-size with raw edges
Integrated handle	1-17/64 and 5/64 in (32 and 2 mm)
Floating shelves	22 to 96 in (558.8 to 2438 mm) wide

Experience the super-soft
look and feel of **matte.**

RAUVISIO noir



BUILDINGS and interiors+sources
product innovations award

Architizer A+Product award finalist













Forged with the finest materials to create a monotonic matte surface, **RAUVISIO noir™** builds a refined foundation for even the most exuberant design.



Left: RAUVISIO noir After Dark; Above top left: RAUVISIO noir Olive Detour; Above top right: RAUVISIO noir Trench Coat; Above bottom left: RAUVISIO noir Silver Lake; Above middle right: RAUVISIO noir Olive Detour; Above bottom right: RAUVISIO noir Trench Coat

The irresistibly lush surface of **RAUVISIO noir** leaves nothing to chance by obscuring fingerprints and scratches. Linger with the visual and tactile sensation of seamless matte from every angle.

Curated color collection

			
Maltese Mist 154704	Casa Blanca 154705	Capital Starlit 154706	High Low 154707
			
After Dark 154708	Silver Lake 154709	Smoke Stack 154710	Trench Coat 154711
			
Gaslit Alley 154712	Midnight Dash 154713	Boxcar Blonde 154714	Olive Detour 154715

Board Specifications

RAUVISIO noir is laminated to a high-quality engineered MDF core that is CARB2, TSCA Title VI certified and NAF (non-added formaldehyde) exempt. The face and back are identical, and with the consistent substrate, warpage is virtually eliminated.

Edgeband Specifications

All components are edgebanded with REHAU LaserEdge, which provides an extremely heat and moisture resistant seamless joint and creates a matte, solid-surface look.

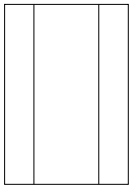
Cleaning and Care

Clean with a damp microfiber cloth and mild soap if needed. RAUVISIO noir is resistant to most chemicals and solvent-based cleaners, but harsh chemical should be avoided. Do not use brushes or scouring pads. REHAU is not responsible for any damage done by abrasive cleaning products or procedures.

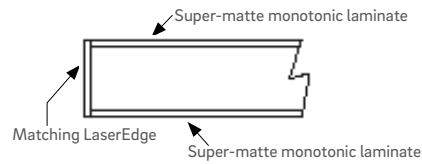
Protective Coat

A protective peel coat is applied to the top and bottom surfaces. Do not expose peel coat to direct sunlight before removal. Remove promptly after installing cabinet but prior to mounting decorative hardware. To remove peel coat, use rubber fingertips or our peel coat removal tool.

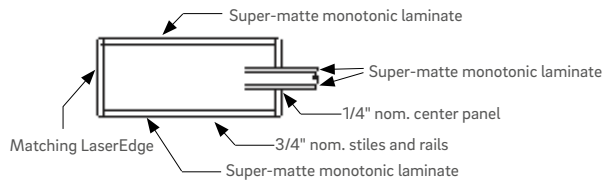

Siena profile



Slab profile



Shaker profile



Features & Benefits

- Irresistibly soft to touch
- Deeply light-absorbent
- Seamless matte from every angle; front, back and edge
- Fingerprint, impact and scratch resistant
- Bacteria, mold and stain resistant
- Independent thermal healing of microscratches
- Anti-microbial, ultra-low in VOCs and phenol-free
- Double-sided finished panel or cabinet door
- Matching floating shelves

Profile Specifications

Appearance	Super-matte
Door style	Slab, shaker and 3-piece siena
Design style	Modern, contemporary
Construction	PVA laminated face and back, REHAU LaserEdge
Shaker stiles and rails	3 in (76.2 mm), custom widths also possible
3-piece stiles and rails	3 in (76.2 mm)
Face material	Super-matte monotonic HPL, multiple colors
Back material	Super-matte monotonic HPL, matching colors
Edgeband	REHAU LaserEdge, matching color
Core	MDF
Board thickness	3/4 in (19.5 mm)

Size Parameters

Minimum	3 x 5 in (76.2 x 127 mm)
Maximum	50 x 119 in (1270 x 3022.6 mm)
Minimum shaker	11 in W x 8-7/8 in H (279.4 mm W x 225.4 mm H)
Minimum 3-piece	11 in W x 6 in H (279.4 mm W x 152.4 mm H)

Edgebanding Profile

Top edge	1.0 mm radius
Bottom edge	1.0 mm radius
Edgeband finish	Elegant matte, color matched

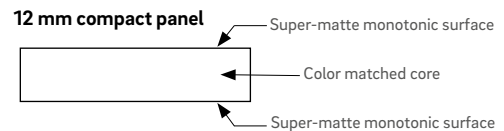

Accessory Products

1/4 in. thick components	Cut-to size with raw edges
Integrated handle	1-17/64 and 5/64 in (32 and 2 mm)
Floating shelves	22 to 96 in (558.8 to 2438.4 mm) wide

RAUVISIO noir compact

With **RAUVISIO noir™ compact** horizontal and vertical surfaces including countertops, doors, or partitions can be modernized with a stunning monotonic matte look.

Curated color collection



Profile Specifications

Appearance	Super-matte
Application	Worktop, countertop, partition
Design style	Modern, contemporary
Construction	Solid core, balanced panel made of synthetic thermosetting resins
Sheet size	51 x 120 in (1300 x 305 mm)
Face material	Super-matte monotonic laminate, multiple colors
Back material	Super-matte monotonic laminate, multiple colors
Core material	Color matched core
Thickness	15/32 in (12mm)

Sheet Specifications

RAUVISIO noir compact is a 12 mm thick solid core panel that is made of synthetic thermosetting resins. This balanced panel has identical super-matte surfaces on both sides with a color matched core.

Cleaning and Care

Clean with a damp microfiber cloth and mild soap if needed. RAUVISIO noir compact is resistant to most chemicals and solvent-based cleaners, but harsh chemical should be avoided. Do not use brushes or scouring pads. REHAU is not responsible for any damage done by abrasive cleaning products or procedures.

Protective Coat

A protective peel coat is applied to the top and bottom surfaces. Do not expose peel coat to direct sunlights before removal. Remove promptly after installing cabinet but prior to mounting decorative hardware. To remove peel coat, use rubber fingertips or our peel coat removal tool.



Both images above are RAUVISIO noir compact After Dark

RAUVISIO shade




Blend resilience and softness to go beyond the boundaries. By diffusing light and giving elements around it vivid definition, **RAUVISIO shade™** allows you to unveil a space as a work of art.



Left: RAUVISIO shade Dark Grey; Above top left: RAUVISIO shade Black; Above top right: RAUVISIO shade Dark Grey; Above bottom: RAUVISIO shade White

Allow soft to recede to the background or define the foreground of your boutique, reception or workspace. With its powdery finish, **RAUVISIO shade** makes its mark as a far-reaching surface area. Whatever your focus, let your subject step into the light.

Curated color collection




Light Grey

154420



Dark Grey

154421




Stone Grey

154422



Black

154418



White

154419

Board Specifications

RAUVISIO shade is laminated to a high-quality, super-refined, engineered MDF core that is CARB2, TSCA Title VI certified which provides a stable, consistent substrate and virtually eliminates warping.

Edgeband Specifications

All components are edgebanded with REHAU LaserEdge, which provides an extremely heat and moisture resistant seamless joint rivaling solid surfaces.

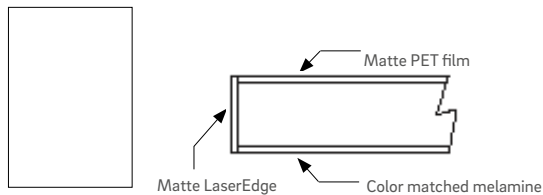
Cleaning and Care

Clean with a damp microfiber cloth and mild soap if needed. While the surface is scratch resistant, it should never be dry-wiped. Avoid abrasive cleaners, solvent-based cleaners and harsh chemicals. Do not use paper towels, brushes or scouring pads. REHAU is not responsible for any damage done by abrasive cleaning products or procedures.

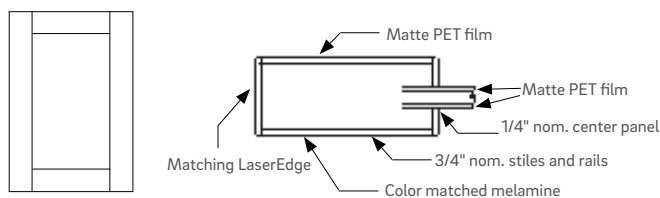
Protective Coat

A protective peel coat is applied to the top of the matte surface. Do not expose peel coat to direct sunlight before removal. Remove promptly after installing cabinet but prior to mounting decorative hardware. To remove peel coat, use rubber fingertips or our peel coat removal tool.

Slab profile



Shaker profile



Features & Benefits

- Soft touch finish
- Scratch, fingerprint and bacteria resistant
- Excimer lacquering for increased durability
- Superior UV stability
- Low light reflectivity
- Value-engineered option for large commercial projects

Profile Specifications

Appearance	Matte
Door style	Slab and shaker
Design style	Modern, contemporary
Construction	Colored PET film laminated to MDF core, REHAU LaserEdge
Shaker stiles and rails	3 in (76.2 mm)
Face material	PET film, multiple colors
Back material	Melamine, matching color
Edgeband	REHAU LaserEdge, matching color
Core	Super-refined MDF
Board thickness	3/4 in (19.3 mm)

Size Parameters

Minimum	3 x 5 in (76.2 x 127 mm)
Maximum	47 x 109 in (1193.8 x 2768.6 mm)
Minimum shaker	11 in W x 8-7/8 in H (279.4 mm W x 225.4 mm H)

Edgebanding Profile

Top edge	1.0 mm radius
Bottom edge	1.0 mm radius
Edgeband finish	Elegant matte, color matched

Crown your design in polished perfection, and be a cut above the crowd with **crystal.**

RAUVISIO crystal



Architectural Record's best-products award

Mine **RAUVISIO crystal™** to uncover a color as rare as you.




Left: RAUVISIO crystal Marmo bianco; Above top: RAUVISIO crystal Menta polished; Above bottom left: RAUVISIO crystal Perla polished; Above bottom right: RAUVISIO crystal Legno sbiancata

RAUVISIO crystal, found in its polished and natural finish, brings cemented energy to achieve a rarified luster. The surface lightweight, yet durable polymer creates a deep and genuine aesthetic when coupled with our REHAU LaserEdge seamless edging.


Diamond collection



Zucchero* polished 1923L



Perla polished 1697L
natural V2892



Bianco polished 1696L
natural V2778

Vermarine collection



Menta polished 1684L




Sabia polished 1703L
natural 1687L



Nebbia polished 1910L
natural 1911L

Obsidian collection



Piano polished 2015L

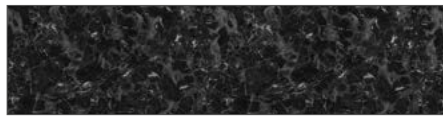


Fumo polished 1702L
natural 1686L



Mirror polished 1721L

Mineral collection



Marmo nero polished 1971L



Legno sbiancata polished 1976L



Marmo bianco polished 1970L

Board Specifications

RAUVISIO crystal is flat-laminated to a high-quality, super-refined, engineered MDF core that is PEFC, CARB2, TSCA Title VI certified which provides a stable, consistent substrate and virtually eliminates warping.

Edgeband Specifications

RAUVISIO crystal polished components are edgebanded with duo-design REHAU LaserEdge with a clear layer at the top to match the crystal acrylic laminate sheet allowing the glass effect to continue all the way to the edge. RAUVISIO crystal natural components are edgebanded with our matching Elegant Matte REHAU LaserEdge, trimmed at 45°, giving a glossy chamfered edge just like real frosted glass when cut. You can also choose a traditional radius edge. The bottom edge is a typical radius to give a proper appearance against the cabinet.

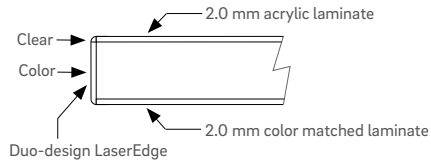
Cleaning and Care

Clean with a damp microfiber cloth and mild soap if needed. RAUVISIO crystal has a very hard, scratch-resistant finish. Avoid abrasive cleaners, solvent-based cleaners and harsh chemicals. Do not use paper towels, brushes or scouring pads. REHAU is not responsible for any damage done by abrasive cleaning products or procedures.

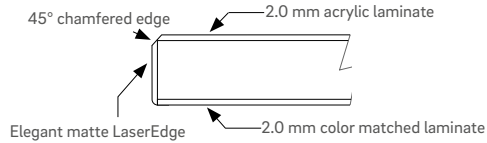
Protective Coat

A protective peel coat is applied to the top of the surface, as well as to the edgebanded sides. Do not expose peel coat to direct sunlight before removal. Remove promptly after installing cabinet but prior to mounting decorative hardware. To remove peel coat, use rubber fingertips or our peel coat removal tool.


Polished radius edge profile



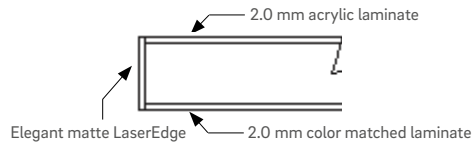
Polished or natural bevel edge profile



Slab profile



Natural radius edge profile



Features & Benefits

- Completely unique visual depth and reflective quality
- Scratch resistant
- Chemical and stain resistant
- Easy to clean with microfiber towels
- Take notes or write tasks with whiteboard markers (polished) or chalk (natural)
- Cut and processed with woodworking tools
- 10x more break resistant than real glass
- 50% lighter than real glass

* Please note these colors have directionality

Profile Specifications

Appearance	Polished (gloss) or natural (matte) in solid color or stone inspired
Door style	Slab
Design style	Modern, contemporary
Construction	PUR laminated face and back, REHAU LaserEdge
Face material	Two-layer polished (gloss) or natural (matte), multiple colors
Back material	Balancing sheet, matching color
Edgeband	REHAU LaserEdge, matching color
Core	Super-refined MDF
Board thickness	3/4 in (19 mm)

Size Parameters

Minimum	3 x 5 in (76.2 x 127 mm)
Maximum	50 x 109 in (1270 x 2768.6 mm)
Maximum for RAUVISIO crystal mirror	47 x 95 in (1194 x 2413 mm)

Edgebanding Profile

Top edge	1.3 mm radius or 45° 3 x 3 mm chamfer
Bottom edge	1.3 mm radius
Finish polished	Duo-design or mirror gloss, color matched
Finish natural	Elegant matte, color matched


Accessory Products

Backsplash	Thickness 5/32 in (4 mm) Cut-to size up to 50 x 109 in (127 x 277 cm)
Integrated handle	1-17/64 and 5/64 in (32 and 2 mm)

RAUVISIO crystal slim

RAUVISIO crystal slim™ allows for a wide range of applications, including kitchen or bath backsplash, shower walls, partition walls or fillers. Use with matching RAUVISIO crystal cabinet doors as a reflective accent.


Curated color collection



Bianco polished V2778
natural 1696L



Perla polished V2892
natural 1697L



Nebbia polished 1910L
natural 1911L




Sabia polished 1687L
natural 1703L



Fumo polished 1686L
natural 1702L



Mirror polished 1721L



Marmo nero polished 1971L



Legno sbiancata polished 1976L



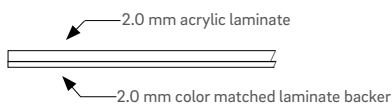
Marmo bianco polished 1970L



Above: RAUVISIO crystal slim Bianco natural

Profile Specifications

Application	Backsplash, wall panel
Thickness	5/32 in (4 mm)
Sheet size	51 x 110 in (1300 x 2800 mm)
Face material	Two-layered polished (gloss) or natural (matte), multiple colors



50% lighter panels allow for flexible design and ease of installation on site.

Sheet Specifications

RAUVISIO crystal slim is a 2.0 mm thick acrylic laminate with a 0.4 mm colored bottom and a 1.6 mm clear top. The 2.0 mm thick backer laminate is a solid matching color 2 mm thick layer. The total thickness is 4 mm. Because RAUVISIO crystal slim does not have a wood core, it is water resistant and can be used in a wet environment.

Applications

RAUVISIO crystal slim is a great, modern alternative to use instead of glass in the kitchen and bathroom. It can serve as a backsplash, decorative wall panel or a shower wall cladding. Please note that if using RAUVISIO crystal slim as a backsplash behind a gas cooktop, it must be at least 12 in (304.8 mm) from an open flame. If this is not possible, we suggest installing a flame retardant material directly behind the cooktop. Reference the RAUVISIO crystal Technical Information for more information.

Cleaning and Care

Clean with a damp microfiber cloth and mild soap if needed. RAUVISIO crystal slim has a very hard, scratch-resistant finish. Avoid abrasive cleaners, solvent-based cleaners and harsh chemicals. Do not use paper towels, brushes or scouring pads. REHAU is not responsible for any damage done by abrasive cleaning products or procedures.

Protective Coat


A protective peel coat is applied to the top of the glass surface. Do not expose peel coat to direct sunlight before removal. Remove promptly after installing RAUVISIO crystal slim. To remove peel coat, use rubber fingertips or our peel coat removal tool.

Bring the outside in with
natural surfaces.

RAUVISIO terra



Touch the forest guilt free. **RAUVISIO terra™** delivers the softness of the forest floor with the resilience of an ancient tree.



Left: RAUVISIO terra East Elm; Above left: RAUVISIO terra East Elm; Above top right: RAUVISIO terra Vineyard Oak, © DouglasCabinetDesign.com Huntington Beach, CA; Above bottom right: RAUVISIO terra Northern Oak, © DouglasCabinetDesign.com Huntington Beach, CA

Regardless of the season, **RAUVISIO terra**'s deeply textured surface delivers all-round durability with an authentic wood look and feel. Climb that higher branch to nurture your full breath of creativity.

Daybreak collection



Lakefront Elm 4539



East Elm 4548



Mountain Oak 4512

Midday collection



West Highland White 0028



Coastal Oak 4543



Mission Maple 4520



Harvest Walnut 4604

Evenfall collection



Craft Elm 4538



Vineyard Oak 4526



Saw-cut Sand 4533



Riverfront Elm 4528

Twilight collection



Northern Oak 4574



Whiskey Oak 4511



Loft Oak 4517



Dusk Pine 4513

Board Specifications

RAUVISIO terra is laminated to a high-quality, engineered MDF core that is CARB2, TSCA Title VI certified and NAF (non-added formaldehyde) exempt. The face and the back are identical, and with the consistent substrate, warpage is virtually eliminated.

Edgeband Specifications

All components are edgebanded with REHAU LaserEdge, which provides an extremely heat and moisture resistant resulting in a board which looks like a solid piece of wood.


Cleaning and Care

Clean with a damp microfiber cloth and mild soap if needed. While the matte textured surface is scratch resistant, it should never be dry-wiped. Solvent-based cleaners and harsh chemicals should be avoided. Do not use brushes or scouring pads. REHAU is not responsible for any damage done by abrasive cleaning products or procedures.

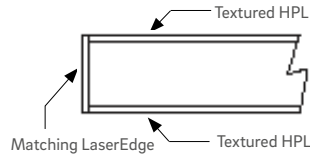
Protective Coat

There is no protective peel coat on RAUVISIO terra products.

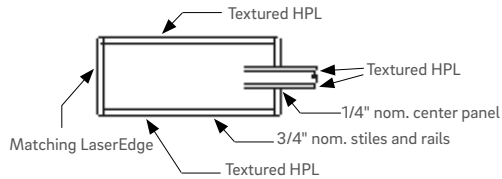

Siena profile



Slab profile



Shaker profile



Features & Benefits

- Soft touch finish
- Deeply textured wood look and feel
- Impact, chip, fingerprint and scratch resistant
- No painting or staining required
- Resistance to deterioration
- Double-sided finished panel or cabinet door
- Matching floating shelves

Profile Specifications

Appearance	Natural wood
Door style	Slab, shaker and 3-piece siena
Design style	Modern, transitional
Construction	PVA laminated face and back, REHAU LaserEdge
Shaker stiles and rails	3 in (76.2 mm), customer widths also possible
3-piece stiles and rails	3 in (76.2 mm)
Face material	Deep embossed HPL, multiple colors
Back material	Deep embossed HPL, matching color
Edgeband	REHAU LaserEdge, matching color
Core	MDF
Grain direction	Choose verticle or horizontal
Board thickness	3/4 in (19.5 mm)

Size Parameters

Minimum	3 x 5 in (76.2 x 127 mm)
Maximum	50 x 119 in (1270 x 3022.6 mm)
Minimum shaker	11 in W x 8-7/8 in H (279.4 mm W x 225.4 mm H)
Minimum 3-piece	11 in W x 6 in H (279.4 mm W x 152.4 mm H)

Edgebanding Profile

Top edge	1.0 mm radius
Bottom edge	1.0 mm radius
Edgeband finish	Textured, color matched

Accessory Products

1/4 in. thick components	Cut-to-size with raw edges
Integrated handle	1-17/64 and 5/64 in (32 and 2mm)
Floating shelves	22 to 96 in (558.8 to 2438.4 mm) wide

A close-up photograph of a white cabinet with a wavy, textured surface. Three brass handles are visible, arranged vertically. The top handle is partially obscured by a wooden countertop. The background shows a kitchen setting with framed pictures and a black metal rack.

RAUVISIO wave


Bring a unique movement into your design with **RAUVISIO wave™**, a dynamic structured laminate that creates shadows and highlights.



Left: RAUVISIO wave Bianco; Above: both RAUVISIO wave Paintable

RAUVISIO wave makes any piece of millwork a highlight, especially as a cabinet or retail accent. The wave-like surface looks like a deep-milled and lacquered MDF panel. The structural laminate is a composite material made from a WPC base layer and a lacquered, scratch-resistant film. The wave pattern runs parallel to the narrow side (1300 mm).

Curated color collection



Bianco

1744L



Moro

1745L



Vario (Paintable)

1746L

Board Specifications

RAUVISIO wave is laminated to a high-quality, engineered MDF core that is PEFC, CARB2, TSCA Title VI certified which provides a stable, consistent substrate and virtually eliminates warping.

Edgeband Specifications

All components are edgebanded with REHAU LaserEdge, which is extremely heat and moisture resistant and results in a board that is highly water resistant.

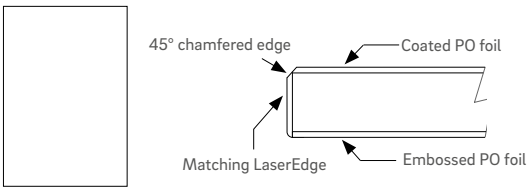
Cleaning and Care

Clean with a damp microfiber cloth and mild soap if needed. While the textured surface is scratch resistant, it should never be dry-wiped. Solvent-based cleaners and harsh chemicals should be avoided. Do not use brushes or scouring pads. REHAU is not responsible for any damage done by abrasive cleaning products or procedures.

Protective Coat

There is no protective peel coat on RAUVISIO wave products.

Slab profile



Features & Benefits

- Can be processed with woodworking tools, saving time and money
- Highly impact and scratch resistant
- Easy to clean
- Paintable option for individual colors
- Can use normal white glue for pressing

Profile Specifications

Appearance	Structured
Door style	Slab
Design style	Modern, contemporary
Construction	Coated, scratch-proof polyolefin (PO) foil, WPC base with fleece layers, REHAU LaserEdge
Face material	Coated CO foil in black, white and paintable colors
Back material	Embossed PO foil, matching color
Edgeband	REHAU LaserEdge, matching color
Core	MDF
Board thickness	3/4 in (18.4 mm)

Size Parameters

Minimum	3 x 5 in (76.2 x 127 mm)
Maximum	50 x 109 in (1270 x 2768.6 mm)

Edgebanding Profile

Top edge	45° 3x3 mm chamfer
Bottom edge	1.5 mm radius
Edgeband finish	REHAU LaserEdge, color matched

Achieve a crisp, modern
look with **metallic.**

A modern kitchen scene featuring a dining table with green upholstered chairs and a kitchen counter with various items. The kitchen cabinets are a dark, muted color with a perforated metal mesh pattern on the upper doors. The countertop is a light, neutral tone. On the counter, there is a white pitcher, a wooden tray with glasses, a vase with greenery, a bowl of fruit, and a glass bowl of green liquid. The dining table is a dark, textured material, and the chairs are upholstered in a vibrant green fabric. The floor is a light wood-look laminate. The overall aesthetic is contemporary and minimalist.

RAUVISIO ferro


Cast in refinement. From antiquity to modernity, metals have shaped our way of living at every turn. Light a spark of sophistication in your space with **RAUVISIO ferro™**.



Left: RAUVISIO ferro Aegean Anchor; Above left: RAUVISIO ferro Aegean Anchor; Above top right: RAUVISIO ferro Gilded Arrow; Above bottom right: RAUVISIO ferro Empire Skyline

From all directions, eyes catch the warm and cool vibes of **RAUVISIO ferro**'s metal-inspired surface while fingertips glide along its contours without leaving a trace.

Curated color collection



Metro Motion

2264L



Empire Skyline

2266L



Aegean Anchor

2263L



Gilded Arrow

2265L

Board Specifications

RAUVISIO ferro uses a state of the art metallic inspired PET laminate to provide a durable metallic surface that is double-sided giving the look of a solid metal door. The super-refined, engineered MDF core provides a stable, consistent substrate, virtually eliminating warping.

Edgeband Specifications

All components are edgebanded with REHAU LaserEdge, which provides an extremely heat and moisture resistant resulting in a board which looks like a real metal door without the weight.

Cleaning and Care

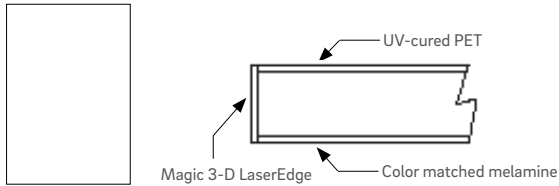
Clean with a damp microfiber cloth and mild soap if needed. Avoid abrasive cleaners, solvent-based cleaners and harsh chemicals. Do not use paper towels, brushes or scouring pads. REHAU is not responsible for any damage done by abrasive cleaning products or procedures.

Protective Coat

A protective peel coat is applied to the top and bottom surfaces. Do not expose peel coat to direct sunlight before removal. Remove promptly after installing cabinet but prior to mounting decorative hardware. To remove peel coat, use rubber fingertips or our peelcoat removal tool.

na.rehau.com/ferro

Slab profile



Features & Benefits

- Soft touch finish
- Fingerprint, impact and scratch resistant
- Mold and stain resistant
- Solid PET with no delamination
- Double-sided finished panel or cabinet door

Profile Specifications

Appearance	Metal
Door style	Slab
Design style	Modern, contemporary
Construction	PUR laminated PET face and back, REHAU LaserEdge
Face material	UV-cured PET, multiple colors
Back material	UV-cured PET, matching color
Edgeband	REHAU LaserEdge, matching color
Core	Super-refined MDF
Board thickness	23/32 in (18.4 mm)

Size Parameters

Minimum	3 x 5 in (76.2 x 127 mm)
Maximum	47 x 109 in (1193.8 x 2768.6 mm)

Edgebanding Profile

Top edge	1.0 mm radius
Bottom edge	1.0 mm radius
Edgeband finish	Magic 3-D LaserEdge, color matched

Accessory Products

Integrated handle	1-17/64 and 5/64 in (32 and 2 mm)
-------------------	-----------------------------------

Product Accessories




Integrated Handles

REHAU integrated handles personally suit each door or drawer front. With accentuated modern lines and unique streamlined styles, our handles are the perfect final touch to creative cabinet designs.

Color Selection



Matte Silver



Matte Champagne



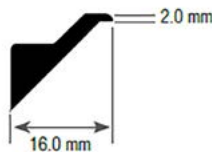
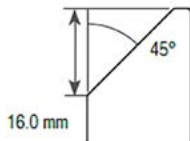
Matte Anthracite



Matte Black

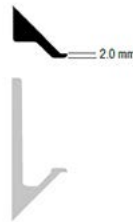
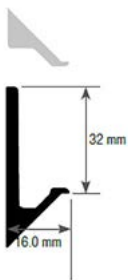
Hidden Recessed 2 mm

The 2 mm REHAU integrated handle is almost invisible and combines exceptionally well with a flat profile, and also designed for upper cabinets doors.



J Channel 32 mm

The 32 mm REHAU integrated handle features a visible channel.



na.rehau.com/handles

Handle Specifications

Appearance	Recessed profile (2 mm) or J channel (32 mm)
Material	Anodized aluminum, multiple colors
End caps	Color matched

Size Parameters

Minimum length	6 in (152.4 mm)
Maximum length	109 in (2768.6 mm)

*Integrated handles are warranted for warpage up to 60" in height/length.

A close-up, low-angle shot of a floating wooden shelf. The shelf is made of dark-stained wood with a prominent grain pattern. On the shelf, a row of clear glassware is displayed, including several tall, faceted glasses and a wine glass. The background is a plain, light-colored wall. The text "Floating Shelves" is overlaid in the center-left of the image.

Floating Shelves

REHAU floating shelves are an elegant way to expand storage for everything from dishes and small appliances to decorative objects, while complementing the clean, no-hardware design of modern cabinets.

Floating shelf kit

REHAU provides a complete floating shelf kit that includes all brackets and hardware needed to install on a typical residential interior wall (2 x 4 in. wall studs 16 in. O.C. behind drywall).

- | | |
|--|---|
| <p>Each floating shelf kit will include:</p> <ul style="list-style-type: none"> ▪ Floating shelf ▪ Brackets ▪ Mounting/location block ▪ Foam block insert ▪ Hardware ▪ T25 bit for rugged structural screws ▪ Installation instructions | <p>Required for installation (not included):</p> <ul style="list-style-type: none"> ▪ Cordless drill/driver ▪ Level ▪ Pencil ▪ Wall stud finder |
|--|---|

Applications

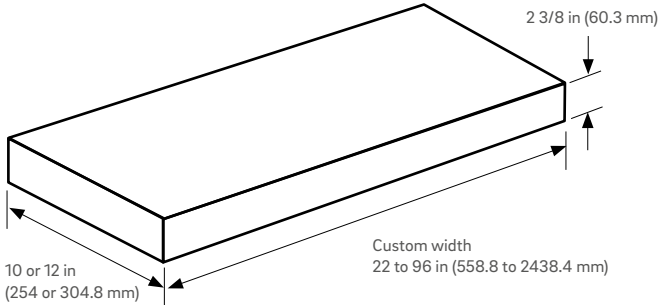
REHAU's floating shelves are designed for use in any room as a sleek minimalistic storage option. They must be installed on a typical residential interior wall with studs.

Cleaning and Care

Clean with a damp microfiber cloth and mild soap if needed. Avoid abrasive cleaners, solvent-based cleaners and harsh chemicals. Do not use paper towels, brushes or scouring pads. REHAU is not responsible for any damage done by abrasive cleaning products or procedures.

Protective Coat

Depending on the surface, a protective peel coat may be applied to the top and bottom of the floating shelf. Do not expose peel coat to direct sunlight before removal. Remove promptly after installing the floating shelf. To remove peel coat, use rubber fingertips or our peel coat removal tool.



na.rehau.com/shelves

Specifications

Depth	10 or 12 in (254 or 304.8 mm)
Thickness	2 3/8 in (60.3 mm)
Width	22 to 96 in (558.8 to 2438.4 mm)
Material	RAUVISIO brilliant, RAUVISIO terra, RAUVISIO noir
Core	MDF

Getting Started

Order custom cabinet doors online through REHAU's online order portal.

Once you sign up, our customer service team will complete your profile and apply your personal discount.

If you place an order before this has been done, your order will be placed on hold until your profile is completed. You may be required to purchase through a distributor. In this case, you can place the order online, and your distributor will contact you to complete your purchase.

To create a new account, simply go to www.na.rehau.com/cabinetdoors

Username

Password


Remember Me [Forgot Password](#)


Login

[Create Account](#)


Your order ships in just days
High demand colors

Categories / Finished Cabinet Doors, Panels, and Floating Shelves /


product search... 




Slab Doors




Slab Doors with Integrated Handles



5-piece Shaker Doors



3-Piece Doors



Floating Shelves

RAUVISIO crystal polished (high gloss)



RAUVISIO crystal

RAUVISIO crystal edgeband options

Sabbia 140243 



Edgeband Trimming

bevel 



Labels in diagram: bevel, crystal laminate, edgebanding, MDF core, crystal backer

Qty	Width	Height	Cabinet ID (no commas)	Product/Sides Edged
 <input type="text" value="2"/>	<input type="text" value="33 7/8"/>	<input type="text" value="15 3/4"/>	<input type="text"/>	Door 
 <input type="text" value="2"/>	<input type="text" value="33 7/8"/>	<input type="text" value="6 1/2"/>	<input type="text"/>	Drawer Front 

 Add Row

The REHAU Cabinet Door Order Portal
 Our easy online tool takes you through each step of the process. Request a sample, a quote, or place an order in a few easy steps.

Ordering Information

Order Details

- Place order in inches
- Order exact size down to nearest 1/16 in (1.5 mm)
- Order will be in width x height measurements
- All pricing is per square foot, FOB our fabrication center
- Shipping charges are added at time of order (when using order portal)

Grain Direction

Grain matching is available for RAUVISIO terra. Components with vertical grain direction can be cabinet matched, while components with horizontal grain direction can be grain-flow matched.

Lead Times

Lead times may vary per product. Typical orders ship within 7 business days but may take up to 15 business days to depart. Please note that larger, more complicated orders may take longer than 15 business days. The order portal will inform you if the lead time will be longer than 7 business days. The day after you receive your acknowledgment is business day one provided a PO has been sent. Please contact Customer Service at (888) 734-2810 for the most up-to-date lead times.

Order Confirmation

All orders are confirmed within 24 hours via email. Contact Customer Service at (888) 734-2810 if you do not receive an order confirmation.

All orders enter production the day following the order confirmation to allow for changes. Orders will be placed on hold until PO is received. Any order discrepancy must be reported to Customer Service within 24 hours of order receipt. REHAU is not liable for unreported order errors or discrepancies.

Order Changes and Cancellations

Changes or cancellations must be received in writing within 24 hours. Any changes made after the 24-hour cutoff may result in a 50-100% change fee unless the order is not yet in production.

Note: If you are purchasing REHAU cabinet doors through a distributor, please contact your distributor regarding any changes to your order.

Shipping and Delivery

Orders will ship LTL or UPS based on the component size and order size. Customers have a choice between REHAU carrier and customer carrier. If REHAU carrier is chosen, the shipping costs will be added based upon size and weight at the time of order. If customer carrier is chosen, there will not be any shipping charges applied, however there will be a packaging fee applied after the order is placed.

Note: If you do not have a loading dock or you are delivering to a residence, please select "UPS Ground" or "Freight with lift gate" when placing the order.

Receiving Your Order

We strive to ship your orders accurately, completely and on time. Please inspect the contents of your shipment before signing your delivery receipt. If you are unable to inspect the contents upon receipt, and there is no visible damage to the packaging or skid, please note "Subject to Inspection for Internal Damage" on the bill of lading.

Damage, Defects or Missing Product

Any damage or missing items due to damaged packaging must be documented on the bill of lading at time of delivery, otherwise REHAU will not be held responsible. Photograph any exterior packaging damage before inspecting contents.

All damage and defects, concealed or not, and missing product must be reported within 48 hours of receipt to Customer Service at (888) 734-2810. When calling, please have the following information available: Order or Article No., Tracking or BOL No. and Date Received.

Remake Orders

When damages, defects, or errors are found with your order, within 48 hours of delivery, contact Customer Service at (888) 734-2810 or request a remake through the order portal.

To request a remake, click on your original order and select the button labeled "Request A Remake." Next, choose the components to remake and explain the reasoning why. Then, click "Save Changes." Your request will then be processed and expedited.

Note: If you are purchasing REHAU cabinet doors through a distributor, please contact your distributor with the sizes and quantities to be remade.

Service and Care

Warranty

Components manufactured by REHAU are warranted against defects occurring in the material or manufacturing process under normal use for 10 years from the date of original purchase. Complete warranty information can be found on our website at www.na.rehau.com/warranties

Our manufacturing tolerance is +/- 1/32 in. or 1 mm. Warp specification is 1.2 mm per linear foot. We recommend storing all components in a temperature controlled environment upon delivery.

5-piece Shaker doors are warrantied for warpage for doors and panels up to 60" in height.

Integrated handles are warrantied for warpage up to 60" in height/length.

Heat and Moisture Resistance

Our products are engineered to meet strict European AMK kitchen tests for heat, humidity and water vapor intrusion. We've tested to 158°F (70°C), which exceeds KCMA standards requiring 24 hours at 120°F (49°C), and 70% humidity without showing discoloration, blistering or other material failure.

We are not responsible for material damage due to excessive heat and moisture beyond these specifications.

Cleaning and Care

Remove protective film immediately following installation. We recommend using rubber fingertips or our peel coat removal tool. We do not recommend using a razor blade or any sharp objects to remove the peel coat.

Once protective film has been removed, components can be cleaned with mild soap and water and a damp cotton cloth. Do not use brushes, scouring pads or any abrasive materials on surfaces. Avoid any solvent-based cleaners or harsh chemicals.

Custom Cut-to-Size Options

Doors and Drawer Fronts

Components are approximately 3/4 in. thick and are edgebanded on all four sides.

End Panels

We offer door and drawer panel matching base tall, and wall-applied end panels edgebanded on all four sides. End panels are rectangular and are designed to capture the toe kick.

Filler Panels

Filler panels come as approximately 3/4 in. thick components with your choice of either the two short sides or two long sides edgebanded. Note that the minimum width must be at least 3 in. for the long sides to be edgebanded, and the minimum width must be at least 3 in. for the short sides to be edgebanded. It is therefore recommended to order filler panels in 3 in. widths and then rip them down to size during installation.

Raw Boards and Edgeband

We have laminated boards in approximately 3/4 in. thickness (raw edge) available, along with matching edgeband coils for all of our products. These can be ordered through REHAU Marketplace or you can contact Customer Service at (888) 734-2810 for more information.

1/4 in. Panels

We offer select surfaces in approximately 1/4 in. thickness cut-to-size with raw edges.

Surface Options at a Glance

Surface	Board Size	Slab Doors	5-piece Doors	3-piece Doors	1/4 in. Board Cut-to-Size	3/4 in. Board	1/4 in. Board	Laminate Sheets	Floating Shelves	Integrated Handles
RAUVISIO brilliant	1300 x 2800 x 19.6 mm 51 x 110 x 3/4 in	•	•		•	•		•	•	•
RAUVISIO noir	1300 x 3050 x 19.5 mm 51 x 120 x 3/4 in	•	•	•	•	•	•	•	•	•
RAUVISIO noir compact	1300 x 305 x 12 mm 51 x 120 x 15/32 in	only available in full size panel								
RAUVISIO shade	1220 x 2800 x 19.3 mm 48 x 110 x 3/4 in	•	•		•	•	•			
RAUVISIO crystal	1300 x 2800 x 19 mm 51 x 110 x 3/4 in	•				•		•		•
RAUVISIO crystal mirror	1220 x 2440 x 19 mm 48 x 96 x 3/4 in	•				•				
RAUVISIO crystal slim	1300 x 2800 x 4 mm 51 x 110 x 5/32 in	only available in full size panel								
RAUVISIO terra	1300 x 3050 x 19.5 mm 51 x 120 x 3/4 in	•	•	•	•	•	•	•	•	•
RAUVISIO wave	1250 x 2800 x 18.5 mm 49 x 110 x 3/4 in	•				•				
RAUVISIO ferro	1220 x 2800 x 18.4 mm 48 x 110 x 3/4 in	•				•				•

*Tolerance for all panels is ± 0.4 mm



**Engineering progress
Enhancing lives**

Customer Service Contacts

Hours Monday to Friday, 8 am to 6:30 pm EST

Email orders.us@rehau.com

www.na.rehau.com/cabinetdoors

United States

Phone (888) 734-2810 Fax (616) 285-7622

Canada

Phone (888) 905-0345 Fax (514) 905-0490

For updates to publication, visit na.rehau.com/resourcecenter

The information contained herein is believed to be reliable, but no representations, guarantees or warranties of any kind are made as to its accuracy, suitability for particular applications or the results to be obtained therefrom. Before using, the user will determine suitability of the information for user's intended use and shall assume all risk and liability in connection therewith.

© 2022 REHAU Printed in U.S.A. 100.760 en 04.2022